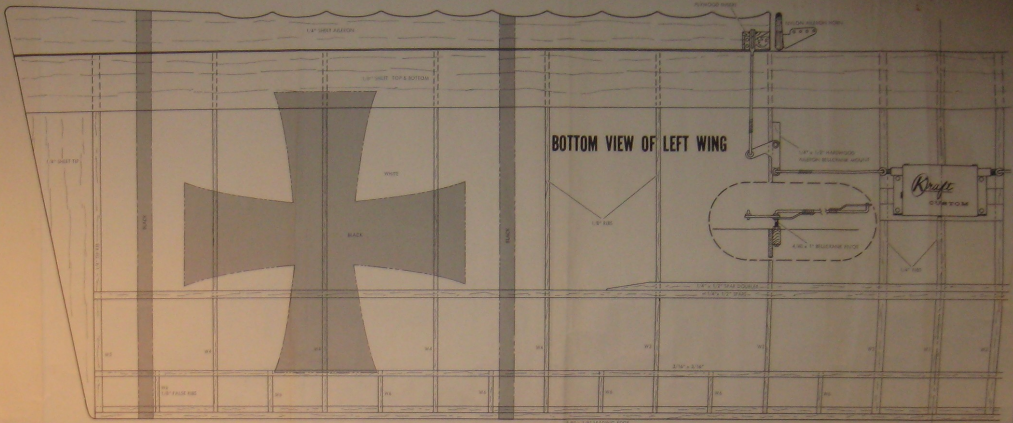
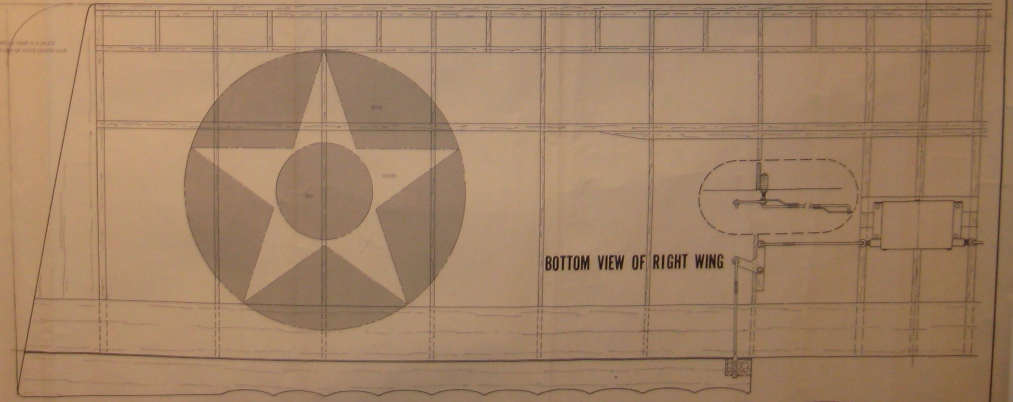
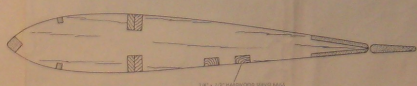
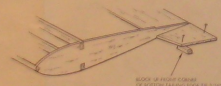


ASSEMBLY INSTRUCTIONS

- 1. Cut out the parts of the fuselage, wings, tail, and landing gear as shown on the drawing. The fuselage parts are to be cut out of a single sheet of paper.
- 2. Fold the fuselage parts along the lines shown. The wings and tail are to be cut out of a single sheet of paper.
- 3. Glue the fuselage parts together as shown. The wings and tail are to be glued to the fuselage.
- 4. Assemble the landing gear as shown. The landing gear is to be made of wood or plastic.
- 5. Assemble the motor as shown. The motor is to be made of wood or plastic.
- 6. Assemble the propeller as shown. The propeller is to be made of wood or plastic.
- 7. Assemble the fuselage as shown. The fuselage is to be made of wood or plastic.
- 8. Assemble the wings as shown. The wings are to be made of wood or plastic.
- 9. Assemble the tail as shown. The tail is to be made of wood or plastic.
- 10. Assemble the landing gear as shown. The landing gear is to be made of wood or plastic.
- 11. Assemble the motor as shown. The motor is to be made of wood or plastic.
- 12. Assemble the propeller as shown. The propeller is to be made of wood or plastic.
- 13. Assemble the fuselage as shown. The fuselage is to be made of wood or plastic.
- 14. Assemble the wings as shown. The wings are to be made of wood or plastic.
- 15. Assemble the tail as shown. The tail is to be made of wood or plastic.
- 16. Assemble the landing gear as shown. The landing gear is to be made of wood or plastic.
- 17. Assemble the motor as shown. The motor is to be made of wood or plastic.
- 18. Assemble the propeller as shown. The propeller is to be made of wood or plastic.
- 19. Assemble the fuselage as shown. The fuselage is to be made of wood or plastic.
- 20. Assemble the wings as shown. The wings are to be made of wood or plastic.
- 21. Assemble the tail as shown. The tail is to be made of wood or plastic.
- 22. Assemble the landing gear as shown. The landing gear is to be made of wood or plastic.
- 23. Assemble the motor as shown. The motor is to be made of wood or plastic.
- 24. Assemble the propeller as shown. The propeller is to be made of wood or plastic.
- 25. Assemble the fuselage as shown. The fuselage is to be made of wood or plastic.
- 26. Assemble the wings as shown. The wings are to be made of wood or plastic.
- 27. Assemble the tail as shown. The tail is to be made of wood or plastic.
- 28. Assemble the landing gear as shown. The landing gear is to be made of wood or plastic.
- 29. Assemble the motor as shown. The motor is to be made of wood or plastic.
- 30. Assemble the propeller as shown. The propeller is to be made of wood or plastic.



BOTTOM VIEW OF LEFT WING



BOTTOM VIEW OF RIGHT WING

JENSEN
Das Daily Srik